

This presentation was prepared by...



Room 2300 (Inside the Library)
(734) 432-5304
writingcenter@madonna.edu

Writing an Annotated Bibliography

Sharing a Summary
of Your Research

Writing an annotated bibliography is a common assignment in college classes.

The word **annotated**...

- Means “with added notes or commentary.”
- For example, there may be an **annotated** edition of your favorite book, with notes by the author.

The word **bibliography**...

- Means a list of works consulted for a particular research task.

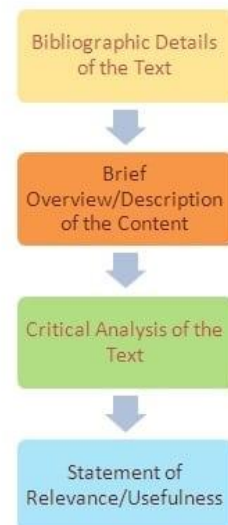
Works Cited


- Adams, Luther J. "Great Migration, Causes Of." *Encyclopedia of the Great Black Migration*, edited by Steven A. Reich, vol. 1, Greenwood Press, 2006, pp. 504-06.
- Gates, Henry Louis, Jr. "New Negroes, Migration, and Cultural Exchange." Turner, *Jacob Lawrence*, pp. 1-5.
- Grossman, James R. *Land of Hope: Chicago, Black Southerners, and the Great Migration*. U of Chicago P, 1989.

A published annotated bibliography

- Provides a brief overview of the available research on a topic.

Annotated Bibliography



 Include these details for each text in the bibliography.

The annotated bibliography

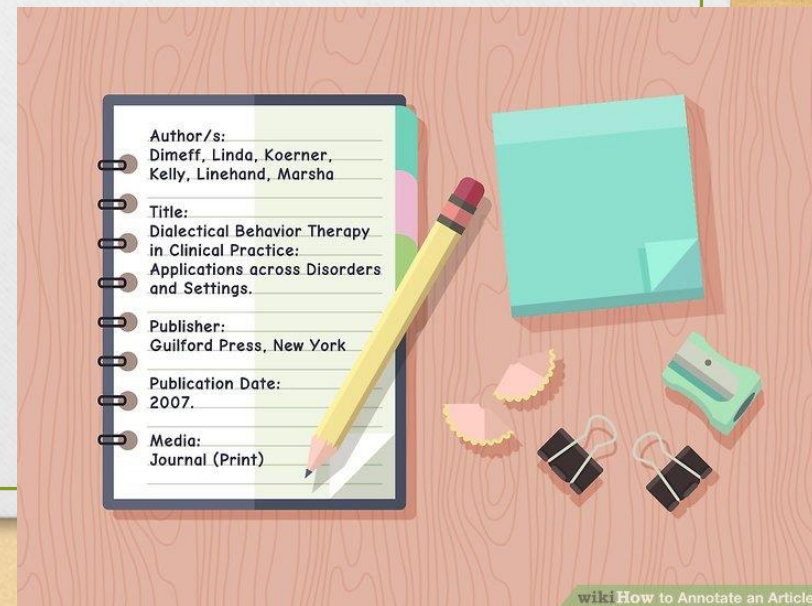
- Lets your instructor know if you have done *adequate* research on your topic.

The annotated bibliography assignment

- Also lets your instructor know if the sources you have consulted are *reliable* and *academically sound*.

Each entry in your annotated bibliography

- Includes two parts:
 - the *citation* and
 - the *annotation*



To write the citation...

- Use the format requested by your instructor (APA, MLA, ...).
- Create an end-of-text citation for each of your sources
- Place these in alphabetical order

Here is an example of an APA citation:

McFarlane, J.K. (2010). Standards of care—what do we mean by care? *Nursing Journal*, 143 (23), 40-53.

To write the annotation...

- Create a one paragraph (about 100 – 300 words) description of the text
- Start with an explanation of the main focus of the work
- Continue with a summary of the theory, research findings or argument presented by the author

To summarize...

- Read your source several times to make sure you completely understand it
- Cover the text, and then try to write the main ideas in your own words
- Check back to make sure you have not added any of your own opinions or information not in the original to your summary

To begin your annotation, try one of these phrases...

- In this article, [name of author] reviews...
- This study examines...
- The authors describe...
- The author's purpose in this study is to...

To continue your annotation, try one of these phrases...

- The main ideas expressed are...
- These claims are supported by ...
- The author's research focuses on...
- [Author's name] conducts a thorough investigation of ...

Some more tips...

- Use transition words (e.g. furthermore, however, therefore...) to show relationships among the author's main ideas
- Be concise – mention only significant details.
- Place the annotation for each source under the citation in your alphabetical list

Be sure to read your teacher's instructions!

- Along with describing your sources, some instructors also ask you to *evaluate* them.
- In that case, after the summary (but in the same paragraph), include
 - comments on the usefulness and/or limitations of the source for your research
 - comments on how the source fits into your research

So...

Your annotated bibliography...

contains an
alphabetic
list of
sources

includes a
citation and
annotation
(summary)
for each
source

documents
your
research

By following these steps
to carefully plan and write
your assignment,
you, too, can produce a
successful
annotated bibliography!

References

Writing an annotated bibliography. (n.d.) Retrieved from
<http://www.une.edu.au/tlc/aso/students/factsheets>.